

What is OneDOJ?

OneDOJ (formerly R-DEx) is a data repository containing information from five contributing Department of Justice (DOJ) components:

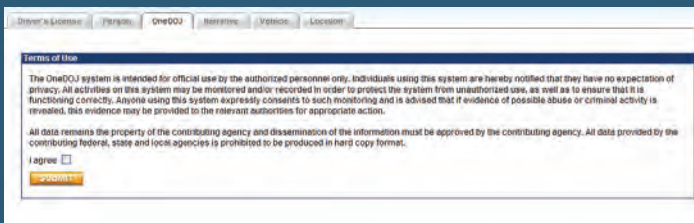
- Bureau of Alcohol, Tobacco, Firearms and Explosives (ATF)
- Federal Bureau of Prisons (FBOP)
- Drug Enforcement Administration (DEA)
- Federal Bureau of Investigation (FBI)
- United States Marshals Service (USMS)

Local, state and federal law enforcement agencies that are legally authorized to employ peace officers can access OneDOJ.

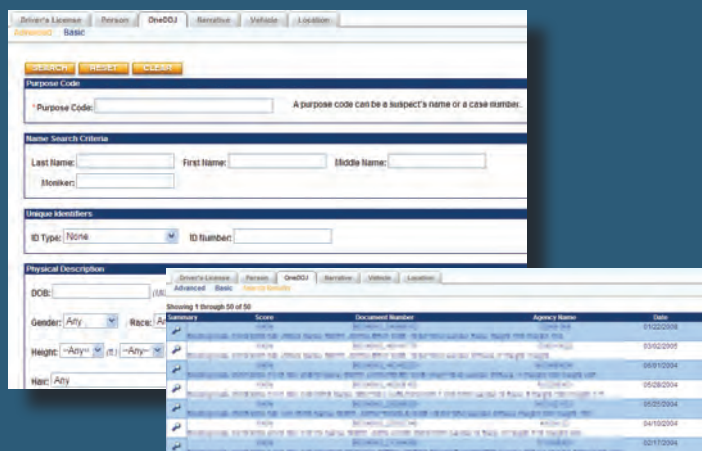
The OneDOJ database is located in West Virginia, and the participating agencies populate case information to the database nightly. Appriss can query OneDOJ seamlessly through the Web-based JusticeXchange portal.


How Does the OneDOJ Feature Work?

Appriss has established a trusted connection with OneDOJ. Users who are logged into JusticeXchange can query OneDOJ data seamlessly. Once access is enabled, OneDOJ will be shown under the Search tab of JusticeXchange. The user must click the "I Agree" button on the Terms of Use page shown below before being allowed to query DOJ.



Basic and advanced searches are available for users. Any search criteria being used in the application will be automatically populated in this search screen. DOJ will only allow users to search cases in their state. For example, a user in Texas will only see DOJ cases in Texas and not be able to see or search DOJ cases in Oklahoma. Shown below are sample search and results screens.





What If I Want to Keep Using the OneDOJ Application but Access Appriss Data?

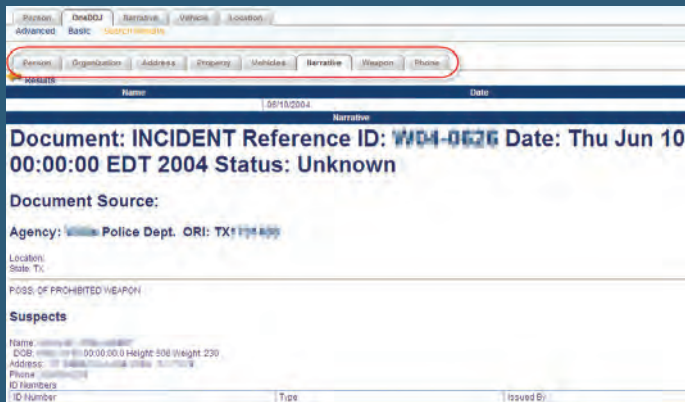
Appriss has built an interface for the OneDOJ application to directly hit the national booking data available. This allows users to continue using the application they are most familiar with and get an additional data source.

How Much Information is Available?

The amount of information available in a document varies depending on how much the originating agency has input into their system. Documents may contain the following information:

- Person
- Organization
- Address
- Property
- Vehicles
- Narrative
- Weapon
- Phone

The screenshot below illustrates a sample Narrative screen.



How Do I Gain Access to OneDOJ?

Contact Timothy Hausfeld at Timothy.S.Hausfeld@usdoj.gov for a Memorandum of Understanding (MOU) that must be signed with the DOJ Component Working Group (CWG). After the MOU is signed, it is requested that a DOJ rep serve on the purchasing agency's governing board as a liaison to pass information and get feedback from the agency.

Individual agency rules used for vetting law enforcement personnel apply when setting up users. Those allowed access will have their role updated by Appriss personnel or the state/agency JusticeXchange administrator. It is the responsibility of the administrator to ensure that the OneDOJ data is used properly and in accordance with the state's MOU with DOJ.

Who Do I Contact for More Information?

For more information, please contact Appriss at 1-866-Appriss, informationservices@appriss.com, or visit www.appriss.com/justicexchange.